

San Mateo Gymnastics Boys Invitational

Meet Results







Jan 12-13, 2013

Page: 1
Printed: 1/13/2013 11:31:51 AM

Men / 5 / 7-8

Session: 5A

Judge's Signatures

Rank	Num	Name	Gym							AA
1	579	Aiden Cheng	Stanford Boys	10.400 2	9.300 1	9.100 1T	9.400 1	10.800 1	9.700 1	58.700 1
2	532	Kavi Krishnan	Champions Academy	10.500 1	8.300 2	8.500 3	9.200 2	10.400 2	9.500 2	56.400 2
3	578	Jacob Boomershine	Stanford Boys	9.300 4	6.400 6	9.100 2T	8.200 6	10.200 3	8.100 4	51.300 3
4	580	Shan Thippawong	Stanford Boys	8.900 5	6.900 5	8.200 4	8.500 4	9.100 4	8.400 3	50.000 4
5	540	Daniel Galis	Demaray's	7.700 7	7.700 3	7.800 6	8.900 3	7.700 6	7.300 6	47.100 5
6	531	Keyv Knosala	Champions Academy	8.300 6	7.100 4	7.200 7	7.700 7	7.800 5	7.900 5	46.000 6
7	535	Nathan Williams	Champions Academy	9.400 3	3.600 7	7.900 5	8.300 5	7.500 7	0.000 7	36.700 7

San Mateo Gymnastics Boys Invitational

Meet Results







Jan 12-13, 2013

Page: 1
Printed: 1/13/2013 11:31:52 AM

Men / 5 / 9-10

Session: 5A

Judge's Signatures

Rank	Num	Name	Gym							AA
1	627	John Pollard	Performance Athletic	10.600 1	8.700 1	9.500 1	9.500 2	8.100 4T	9.800 1	56.200 1
2	539	Myles Awana	Demaray's	8.300 7T	7.900 3	8.700 2	8.900 6	8.900 1	9.500 2	52.200 2
3	534	Ian Orozco	Champions Academy	9.600 2	7.600 5	8.000 5	9.600 1	7.800 7T	9.200 3	51.800 3
4	565	Benjamin Rich	Rising Star GTC	8.300 8T	8.100 2	7.800 6T	9.000 3T	8.600 2	8.500 4	50.300 4
5	550	Asher Mazur	Gymtowne Gymnastics	9.300 3	7.800 4	8.400 3T	7.200 10	8.500 3	7.800 7	49.000 5
6	533	James Moffatt	Champions Academy	8.500 4T	6.900 6	7.600 8T	7.800 9	8.100 5T	8.300 5	47.200 6
7	577	Bart Baker	Stanford Boys	8.500 5T	5.000 9	7.800 7T	9.000 4T	8.100 6T	7.900 6	46.300 7
8	566	Jaden Sisse	Rising Star GTC	8.400 6	6.600 7	7.600 9T	9.000 5T	7.600 9	6.000 9	45.200 8
9	549	Jacob Boggs	Gymtowne Gymnastics	5.800 11	6.000 8	8.400 4T	7.900 8	7.800 8T	6.100 8	42.000 9
10	587	Tyler Olsen	Rising Star GTC	7.600 9	3.000 11	7.200 10	8.600 7	6.500 10	5.800 10	38.700 10
11	575	Lukas Brockenbrough	Santa Cruz Sports C	7.100 10	4.600 10	4.800 11	7.000 11	6.100 11	4.000 11	33.600 11

San Mateo Gymnastics Boys Invitational







Meet Results

Jan 12-13, 2013

Page: 1
Printed: 1/13/2013 11:31:54 AM

Men / 5 / 11+
Session: 5A

Judge's Signatures

Rank	Num	Name	Gym							AA
1	501	Jonas Ilao	Accel Gymnastics	10.200 1	8.300 2	8.300 2	8.800 4	8.700 3	9.000 2	53.300 1
2	560	Nathan Westfield	Menlo Park Gymnastic	9.900 2	8.800 1	7.300 5	8.900 3	10.300 1	7.400 4	52.600 2
3	551	Kyle Shuttle	Gymtowne Gymnastics	8.500 4	5.300 5	8.800 1	8.700 5	8.900 2	10.500 1	50.700 3
4	564	Tyler Jones	Rising Star GTC	9.200 3	7.800 3	7.400 4	9.800 1	8.100 4	8.200 3	50.500 4
5	563	Max Afifi	Rising Star GTC	7.200 5	6.900 4	8.100 3	9.200 2	6.600 5	5.900 5	43.900 5

San Mateo Gymnastics Boys Invitational

Meet Results







Jan 12-13, 2013

Page: 1
Printed: 1/13/2013 3:33:21 PM

Men / 5 / 7-8

Session: 6

Judge's Signatures

Rank	Num	Name	Gym							AA
1	529	Adam Wesson	Cal Sports	11.500 2	10.200 2	10.900 2T	9.800 3	9.500 3	11.200 1	63.100 1
2	559	Cailen Walker	Head Over Heels	11.700 1	10.000 3	10.900 3T	10.100 2	9.400 4	10.700 2	62.800 2
3	555	Matthew Glann	Head Over Heels	11.000 4	11.000 1	10.300 7	9.400 5T	9.200 6	9.700 3	60.600 3
4	502	Eric Chan	American Gymnastics	10.800 6	9.600 4T	10.900 4T	9.500 4	10.400 1	9.200 6	60.400 4
5	506	Quillan Gee	American Gymnastics	10.200 7	9.100 6	11.000 1	8.700 13T	9.300 5	9.600 4	57.900 5
6	513	Kaden Brownie	Cal Sports	9.100 11T	9.000 7	10.700 6	8.600 15T	8.800 8	9.400 5	55.600 6
7	523	Matthew Navarro	Cal Sports	10.100 8	7.900 13	10.000 9T	9.400 6T	9.100 7	8.200 12	54.700 7
8	508	Khiven Kadyk-Chiaverotti	American Gymnastics	11.100 3	7.300 15T	10.900 5T	10.200 1	8.200 12	6.800 17	54.500 8
9	536	Ky Duong	Clovis Academy	9.100 12T	9.600 5T	9.300 13	7.700 19	9.600 2	8.600 7	53.900 9
10	552	Jack Banuelos	Head Over Heels	9.500 9	8.200 11	7.700 17	9.400 7T	8.700 9T	8.300 10T	51.800 10
11	517	Aidan Franco-Lee	Cal Sports	8.300 14T	8.100 12	10.000 10T	9.000 10T	8.700 10T	7.500 14	51.600 11
12	574	Rylan Sampson	Santa Cruz GC	10.900 5	8.600 8	8.600 15	7.000 22	8.100 13	6.900 16	50.100 12
13	553	Paulo DeFever	Head Over Heels	9.400 10	6.800 18	9.100 14	8.800 12	7.300 17T	8.500 8T	49.900 13
14	537	Owen Lachs	Clovis Academy	7.700 18	8.300 10	9.600 11T	8.600 16T	7.300 18T	7.700 13	49.200 14
15T	569	Starks Laraway	San Mateo Gymnastics	7.200 20	6.000 20	9.600 12T	9.300 9	8.500 11	8.500 9T	49.100 15T
16T	557	Kian Sullivan	Head Over Heels	7.900 17	8.500 9	7.000 21	9.400 8T	8.000 14	8.300 11T	49.100 16T
17	514	Ethan Carr	Cal Sports	8.300 15T	7.300 16T	10.200 8	8.500 17	6.900 21	7.000 15	48.200 17
18	558	Kenneth Valdepena	Head Over Heels	8.900 13	7.300 17T	7.400 19	8.300 18	7.500 16	6.000 18T	45.400 18
19	507	Sean Huckleberry	American Gymnastics	8.000 16	7.600 14	8.100 16	8.700 14T	7.900 15	5.000 21	45.300 19
20	570	Brandt Russon	San Mateo Gymnastics	7.000 21	6.700 19	7.600 18	7.300 20	7.200 19	4.000 22	39.800 20
21	567	Johnny Exley	San Mateo Gymnastics	7.300 19	4.600 21	6.900 22	7.100 21	7.100 20	6.000 19T	39.000 21
22	510	Luke McIntire	American Gymnastics	6.800 22	3.700 22	7.100 20	9.000 11T	6.300 22	5.900 20	38.800 22

San Mateo Gymnastics Boys Invitational

Meet Results






Jan 12-13, 2013

Page: 1
Printed: 1/13/2013 3:33:25 PM

Men / 5 / 9-10

Session: 6

Judge's Signatures

Rank	Num	Name	Gym							AA
1	582	Jack Elarde	Top Flight Gymnastic	11.000 3	10.100 1	10.900 1	9.100 11T	10.700 1	11.300 1	63.100 1
2	504	Justin Forde	American Gymnastics	10.000 7	8.900 7T	10.500 4T	9.400 5T	9.500 4T	11.100 2	59.400 2
3	505	Connor Gaughan	American Gymnastics	10.500 5	8.800 9	10.200 8T	8.800 15T	9.300 6T	10.500 3	58.100 3
4T	585	Ryan Edmondson	Unattached	11.100 2	8.700 10T	9.900 11T	9.300 7T	9.700 3	9.300 11T	58.000 4T
5T	521	Adam Larson	Cal Sports	9.600 10	9.100 5	10.500 5T	9.500 4	9.200 8	10.100 6	58.000 5T
6T	586	Benjamin Schneider	Unattached	9.700 9	9.000 6	9.800 14T	9.400 6T	9.900 2	10.200 5	58.000 6T
7	511	Landon Smaw	American Gymnastics	10.900 4	8.200 14	10.700 2T	9.300 8T	9.000 11T	9.600 8	57.700 7
8	538	Daniel Perez	Clovis Academy	11.200 1	7.900 18	9.000 18T	9.000 14	9.100 9T	10.400 4	56.600 8
9	554	Peter Friedman	Head Over Heels	10.100 6	8.000 17	10.200 9T	9.200 10	9.300 7T	9.400 10	56.200 9
10	556	Jaden Laubstein	Head Over Heels	9.500 11	9.200 3T	10.400 7	9.300 9T	8.400 19T	8.600 14	55.400 10
11	515	Giovanni Cerrito	Cal Sports	9.800 8	8.700 11T	9.800 15T	9.100 12T	8.500 18	9.300 12T	55.200 11
12	568	Liam Halcomb	San Mateo Gymnastics	8.600 18T	8.700 12T	9.600 16T	10.100 1	9.100 10T	8.300 17	54.400 12
13	526	Mason Ordaz	Cal Sports	9.000 14	9.200 4T	9.900 12T	9.700 3	8.900 13	7.300 21	54.000 13
14	519	Scott Ikezi	Cal Sports	9.100 12T	9.800 2	10.100 10	7.200 23T	8.800 14T	8.500 15	53.500 14
15	525	Ethan Nixon	Cal Sports	8.200 21	8.100 15T	10.700 3T	7.700 21	9.500 5T	9.200 13	53.400 15
16	518	Alex Gonzalez	Cal Sports	8.700 17	8.100 16T	8.900 20	8.500 18	8.400 20T	8.400 16	51.000 16
17	527	Kaden Palmer	Cal Sports	8.800 16	7.100 21	8.400 23	9.800 2	6.600 25	9.800 7	50.500 17
18	572	Quinn La Franchi	Santa Cruz GC	8.900 15	6.000 22	8.600 22	9.100 13T	8.800 15T	8.200 18	49.600 18
19	528	Eitan Reuven	Cal Sports	8.600 19T	8.900 8T	9.600 17T	7.500 22	8.300 23	6.500 24	49.400 19
20	546	Jesse Hamiel	Gymnastics Unlimited	7.100 23T	7.200 20	9.900 13T	7.000 25	8.600 16T	9.500 9	49.300 20
21	520	Dario Jimenez	Cal Sports	7.800 22	4.400 25	10.500 6T	8.600 17	9.000 12T	7.800 19	48.100 21
22	584	Max Lechenne	Top Flight Gymnastic	9.100 13T	7.800 19	7.000 25	8.400 19	8.400 21T	7.100 22	47.800 22
23	524	Ethan Nguyen	Cal Sports	7.000 25	8.600 13	8.800 21	7.200 24T	8.600 17T	7.400 20	47.600 23
24	542	William Bulot	Gymnastics Unlimited	7.100 24T	5.300 24	9.000 19T	8.800 16T	7.200 24	6.900 23	44.300 24

San Mateo Gymnastics Boys Invitational







Meet Results

Jan 12-13, 2013

Page: 2
Printed: 1/13/2013 3:33:25 PM

Men / 5 / 9-10

Session: 6

Rank	Num	Name	Gym							AA
25	571	Zac Helmold	Santa Cruz GC	8.500 20	5.500 23	8.200 24	7.800 20	8.400 22T	5.600 25	44.000 25

San Mateo Gymnastics Boys Invitational

Meet Results







Jan 12-13, 2013

Page: 1
Printed: 1/13/2013 3:33:29 PM

Men / 5 / 11+

Session: 6

Judge's Signatures

Rank	Num	Name	Gym							AA
1	509	Nicky Lauber	American Gymnastics	11.200 2	10.100 1	10.700 1	9.300 9T	10.000 1	8.600 9	59.900 1
2	545	Cody Haines	Gymnastics Unlimited	10.800 3	9.400 3	10.000 3	9.300 10T	8.900 4T	10.600 1	59.000 2
3	530	Tyler Wesson	Cal Sports	11.400 1	9.500 2	8.800 10T	10.400 1	8.200 9	9.600 5	57.900 3
4	544	Daniel Furtado	Gymnastics Unlimited	9.700 6	9.000 5T	10.100 2	9.500 6T	8.900 5T	10.200 3	57.400 4
5	583	Elias Khamisy	Top Flight Gymnastic	9.400 7	9.100 4	9.700 4T	9.800 4	7.500 12	10.400 2	55.900 5
6	581	Milo DeOlivares	Top Flight Gymnastic	10.100 4	8.900 7	9.700 5T	8.600 13T	8.500 8	10.000 4	55.800 6
7	547	Niko Prom	Gymnastics Unlimited	9.200 8	9.000 6T	9.500 9	10.100 2	7.600 11	8.800 8	54.200 7
8	588	Santiago LoGuiudice	Cal-Star	8.200 11	8.000 9	8.800 11T	9.600 5	9.000 3	9.000 6	52.600 8
9	522	Sean Mignosa	Cal Sports	8.600 9	7.700 11	9.600 7T	8.700 12	8.700 6	8.100 10	51.400 9
10T	516	Joshua Emberland	Cal Sports	7.900 13	8.300 8	9.600 8T	9.900 3	9.200 2	5.000 13	49.900 10T
11T	573	Nicolas Mayo	Santa Cruz GC	9.900 5	5.400 13	8.100 13	9.000 11	8.600 7	8.900 7	49.900 11T
12	541	Nicholas Barkhousen	Gymnastics Unlimited	6.500 14	7.900 10	8.300 12	8.600 14T	7.200 14	7.700 11T	46.200 12
13	503	Devon Ferguson	American Gymnastics	8.100 12	6.000 12	9.700 6T	9.500 7T	8.100 10	4.600 14	46.000 13
14	548	Nathan Tovaraz	Gymnastics Unlimited	8.400 10	3.500 14	7.900 14	9.500 8T	7.300 13	7.700 12T	44.300 14

San Mateo Gymnastics Boys Invitational

Meet Results







Jan 12-13, 2013

Page: 1
Printed: 1/13/2013 7:33:27 PM

Men / 6 / 8-9

Session: 7

Judge's Signatures

Rank	Num	Name	Gym							AA
1	623	Parker Smith	Gym.Olympica USA	11.900 1	11.200 1	9.400 4T	9.600 4T	10.300 3	11.400 1	63.800 1
2	604	Matthew Krall	Cal Sports	10.200 7	11.100 2	9.400 5T	9.800 2T	10.200 4	10.500 3	61.200 2
3	620	Eli Gault-Crabb	Gym.Olympica USA	11.300 3	10.700 3	9.300 6	10.000 1	10.400 2	8.900 6	60.600 3
4	644	Sean Shimizu	Top Flight Gymnastic	11.400 2	9.000 6	10.200 1	9.500 6	10.800 1	9.400 5	60.300 4
5	616	Barron Orais	Demaray's	10.300 6	9.400 5	9.700 3	9.600 5T	10.100 5	9.900 4	59.000 5
6	611	Maxwell Taniguchi-King	Cal Sports	11.200 4	7.900 7	8.900 7	9.200 7	9.400 7	10.600 2	57.200 6
7	618	Tyler Bothwell	Gym.Olympica USA	10.500 5	10.600 4	7.400 10	9.800 3T	9.600 6	8.300 9	56.200 7
8	617	Isaac Orais	Demaray's	8.000 10	7.000 10	9.900 2	8.400 10	8.900 8	8.400 8	50.600 8
9	606	George McNarney	Cal Sports	8.600 9	7.200 9	8.700 8	9.000 8	8.200 9	8.800 7	50.500 9
10	613	Kai Audy	Demaray's	7.500 11	7.300 8	7.500 9	8.500 9	8.000 10	8.100 10	46.900 10
11	637	Clayton Utter	San Mateo Gymnastics	9.900 8	4.600 12	5.900 11	8.000 12	6.700 11	5.200 11	40.300 11
12	624	Mateo Joseph	Monterey Peninsula G	6.500 12	6.800 11	5.800 12	8.200 11	5.000 12	4.000 12	36.300 12

San Mateo Gymnastics Boys Invitational

Meet Results







Jan 12-13, 2013

Page: 1
Printed: 1/13/2013 7:33:30 PM

Men / 6 / 10

Session: 7

Judge's Signatures

Rank	Num	Name	Gym							AA
1	609	Christopher Scales	Cal Sports	10.400 4	10.200 2	9.600 2	9.900 2	11.100 1	10.800 2	62.000 1
2	621	Hayden Goldstein	Gym.Olympica USA	10.800 3	8.600 8	9.200 3	10.100 1	10.400 2T	11.000 1	60.100 2
3	602	Ryland Anderson	Cal Sports	9.900 5	10.300 1	9.100 4	9.300 6T	10.400 3T	10.300 3	59.300 3
4	635	Xander Stabile	San Mateo Gymnastics	10.900 2	9.400 4	9.000 5	9.400 4T	10.200 6T	9.500 5	58.400 4
5	629	Dyson Adsit	San Mateo Gymnastics	11.000 1	9.700 3	10.100 1	9.400 5T	10.300 4T	7.700 11	58.200 5
6	645	Riley Sutton	Unattached	8.900 8	8.800 6T	8.700 6	9.600 3	10.200 7T	10.200 4	56.400 6
7	634	Daniel Shilman	San Mateo Gymnastics	9.300 7	8.900 5	8.600 7	9.300 7T	8.800 10	8.900 7	53.800 7
8	622	Christopher Herrera	Gym.Olympica USA	8.000 10	8.800 7T	6.800 11	9.200 9T	10.300 5T	9.300 6	52.400 8
9	612	Michael Yvanovich	Cal Sports	8.600 9	8.100 9	7.200 9	9.300 8T	9.400 9	8.700 8	51.300 9
10	628	Lucas Theaker	Performance Athletic	9.800 6	7.200 11	6.900 10	9.200 10T	9.600 8	8.500 9	51.200 10
11	639	Anton Babayev	Stanford Boys	7.300 11	7.300 10	8.100 8	8.700 11	8.500 11	8.000 10	47.900 11

San Mateo Gymnastics Boys Invitational

Meet Results







Jan 12-13, 2013

Page: 1
Printed: 1/13/2013 7:33:32 PM

Men / 6 / 11+

Session: 7

Judge's Signatures

Rank	Num	Name	Gym							AA
1	630	Brandon Garcia	San Mateo Gymnastics	10.500 5	10.500 1	9.500 2T	10.000 1T	10.100 2	10.600 1	61.200 1
2	631	Ophir Horovitz	San Mateo Gymnastics	11.200 1	9.300 3	8.900 5	9.100 8	10.500 1	10.000 2	59.000 2
3	633	Neal Mora	San Mateo Gymnastics	10.700 3	10.300 2	9.700 1	10.000 2T	8.700 11T	9.400 3	58.800 3
4	632	Kai Listgarten	San Mateo Gymnastics	9.300 7	8.000 7	9.300 4	9.800 3	9.100 8	9.300 4T	54.800 4
5	608	Derien Moran	Cal Sports	10.100 6	8.700 4	8.000 11	8.900 9T	10.000 3	8.900 6	54.600 5
6	641	Sawyer Giampa	Stanford Boys	10.600 4	7.100 12	9.500 3T	9.700 4	8.800 9T	8.000 10T	53.700 6
7	601	Emmett Bouchard	American Gymnastics	10.900 2	6.700 13	8.300 8T	9.600 5	8.200 14	9.300 5T	53.000 7
8	626	Ryan DeKock	Performance Athletic	8.000 12	7.900 8T	8.100 10	9.500 6	9.300 6	8.200 9	51.000 8
9	636	Mark Tenin	San Mateo Gymnastics	8.500 10	8.100 6	8.400 7	8.800 12	9.200 7	7.500 13	50.500 9
10	603	Sage Caddenhead	Cal Sports	9.200 8	7.900 9T	8.300 9T	8.900 10T	9.700 4	6.300 15	50.300 10
11	610	Philip Schremp	Cal Sports	8.200 11	7.500 11	7.400 13T	8.600 13T	9.400 5	8.400 7T	49.500 11
12	642	Devan Narog	Stanford Boys	7.800 13	8.200 5	6.800 15	9.400 7	7.600 16	8.400 8T	48.200 12
13	605	Dante Lucchesi	Cal Sports	9.100 9	5.600 15	7.600 12	8.900 11T	8.800 10T	7.800 12	47.800 13
14	614	Peter Gordon	Demaray's	7.000 15	7.800 10	8.600 6	8.400 15	8.000 15	6.100 16	45.900 14
15	615	Ishaan Mehta	Demaray's	6.500 16	6.200 14	7.400 14T	8.600 14T	8.700 12T	7.400 14	44.800 15
16	625	Mason Moritz	Monterey Peninsula G	7.500 14	5.400 16	6.300 16	8.100 16	8.500 13	8.000 11T	43.800 16

San Mateo Gymnastics Boys Invitational

Meet Results







Jan 12-13, 2013

Page: 1
Printed: 1/12/2013 5:17:20 PM

Men / 7 / 9-10

Session: 3

Judge's Signatures

Rank	Num	Name	Gym							AA
1	732	Samuel Phillips	Gym.Olympica USA	10.000 1	12.100 1	11.100 1	11.700 1	10.800 1	11.700 1	67.400 1
2	730	Luca Famulari	Gym.Olympica USA	9.400 3T	11.500 2	11.000 2	11.500 2T	10.500 2	11.400 2	65.300 2
3	707	Koby Yee	American Gymnastics	8.900 5	10.200 3	7.400 7	11.500 3T	8.400 7	9.300 3	55.700 3
4	706	David Rauchwerger	American Gymnastics	9.400 4T	8.800 5	7.300 8T	11.300 4	9.400 5	7.900 4	54.100 4
5	722	Evan Williams	Champions Academy	9.500 2	7.600 6	8.600 3	10.800 5	9.700 4	7.700 5	53.900 5
6	719	Kyle Hawkins	Champions Academy	8.000 6T	8.900 4	8.400 4	10.200 7	7.200 8	7.400 6	50.100 6
7	714	Aidan Johnson	Cal Sports	7.500 8	7.200 7	8.100 5	10.100 8	10.100 3	6.800 7	49.800 7
8	703	Erik Dashevsky	American Gymnastics	8.000 7T	7.000 8	7.300 9T	10.600 6	8.600 6	6.300 8	47.800 8
9	749	Dylan Valuch	Unattached	5.900 9	6.600 9	7.700 6	8.900 9	6.700 9	5.900 9	41.700 9

San Mateo Gymnastics Boys Invitational

Meet Results







Jan 12-13, 2013

Page: 1
Printed: 1/12/2013 5:17:27 PM

Men / 7 / 11-12

Session: 3

Judge's Signatures

Rank	Num	Name	Gym							AA
1	729	Malcolm-Allen Baytop	Gym.Olympica USA	11.100 1	10.900 4	9.800 3	11.300 4T	9.700 4	11.500 1	64.300 1
2	728	Jacob Allins	Gym.Olympica USA	10.300 3	11.000 3	10.300 1	12.600 1	9.500 6	9.800 2	63.500 2
3	731	Samuel Miller	Gym.Olympica USA	10.200 4	9.800 6	9.600 4	12.000 2T	10.400 2	8.800 5	60.800 3
4	734	Kai Takahashi	Gym.Olympica USA	9.600 6	11.900 1	8.800 11T	10.600 17	10.500 1	9.200 3	60.600 4
5	702	Spencer Wong	Accel Gymnastics	10.700 2	10.500 5	9.200 7	10.700 15T	10.100 3	7.700 13T	58.900 5
6	713	Jonah James	Cal Sports	9.400 7	9.300 9	9.900 2	11.300 5T	9.400 7	8.200 7T	57.500 6
7	701	Zachary Masotto	Accel Gymnastics	9.900 5	8.800 11	9.300 6	11.200 6T	8.900 11T	9.100 4	57.200 7
8	738	Hrant Gasparyan	San Mateo Gymnastics	9.300 8	9.700 7T	9.000 8T	11.000 9T	9.600 5	7.700 14T	56.300 8
9T	720	Kyle Miner	Champions Academy	8.100 11	8.500 14T	8.300 15T	11.000 10T	8.700 15T	8.000 10	52.600 9T
10T	726	Cameron Anderson	Extreme Gymnastics	7.600 15	9.700 8T	8.000 18T	10.700 16T	9.000 10	7.600 15T	52.600 10T
11	742	Sean O'Connell	Santa Cruz GC	8.800 9	9.200 10	8.500 14	9.500 29	8.100 19	8.200 8T	52.300 11
12T	724	Casey Kwinn	Demaray's	8.400 10	8.700 12	7.000 27T	10.900 11T	8.900 12T	7.900 11	51.800 12T
13T	739	Adam Griffin	San Mateo Gymnastics	8.000 12	8.600 13	9.500 5	10.800 14	9.200 8	5.700 25T	51.800 13T
14	715	Vlad Sitnikov	Cal Sports	7.100 23	6.100 29	9.000 9T	10.100 19T	8.800 13T	8.600 6	49.700 14
15	747	Gabriel Miguel	Unattached	7.400 18T	7.900 21T	8.600 13	11.100 8	8.300 18	6.100 21	49.400 15
16	705	Ethan Quan	American Gymnastics	7.500 16T	8.400 17T	7.500 22T	9.900 21T	8.000 20	7.800 12	49.100 16
17	748	Kael Seaver	Unattached	7.400 19T	8.000 20	8.000 19T	9.900 22T	7.200 27	8.100 9	48.600 17
18	745	Kai Fore	Stanford Boys	7.400 20T	6.700 28	8.800 12T	12.000 3T	6.000 29	7.600 16T	48.500 18
19	712	Luke Hammers	Cal Sports	6.300 26	7.900 22T	7.700 21	11.200 7T	8.600 17	6.300 18T	48.000 19
20	740	Benjamin Lee	San Mateo Gymnastics	6.900 24	7.700 23	8.300 16T	9.600 27T	8.800 14T	6.300 19T	47.600 20
21	723	Griffin Kennedy	Demaray's	6.400 25	8.100 19	7.400 24T	10.900 12T	8.700 16T	6.000 22	47.500 21
22	721	Duncan O'Fee	Champions Academy	7.700 13T	7.600 24	8.200 17	9.800 25	7.700 24	5.700 26T	46.700 22
23	746	Parker Calomiris	Unattached	7.500 17T	7.200 25	7.300 26	10.900 13T	7.900 21T	5.800 24	46.600 23
24	711	Jason Duckering	Cal Sports	7.700 14T	7.000 27	7.500 23T	9.900 23T	6.800 28	7.200 17	46.100 24

San Mateo Gymnastics Boys Invitational







Meet Results

Jan 12-13, 2013

Page: 2
Printed: 1/12/2013 5:17:27 PM

Men / 7 / 11-12

Session: 3

Rank	Num	Name	Gym							AA
25	737	Ryan Nett	Performance Athletic	7.200 22	7.100 26	7.000 28T	10.200 18	7.900 22T	5.900 23	45.300 25
26	708	Tyler Berger	Cal Sports	6.000 27	8.500 15T	7.400 25T	9.900 24T	7.500 25T	4.700 27	44.000 26
27	725	Nathan Ng	Demaray's	5.000 28	8.500 16T	6.200 29	10.100 20T	7.500 26T	6.300 20T	43.600 27
28	717	Liam Sasser	Cal-Star	7.300 21	8.400 18T	7.800 20	9.600 28T	7.900 23T	0.000 28T	41.000 28
29	733	Noah Sano	Gym.Olympica USA	0.000 29	11.200 2	9.000 10T	9.700 26	9.100 9	0.000 29T	39.000 29

San Mateo Gymnastics Boys Invitational

Meet Results







Jan 12-13, 2013

Page: 1
Printed: 1/12/2013 5:17:32 PM

Men / 7 / 13+

Session: 3

Judge's Signatures

Rank	Num	Name	Gym							AA
1	727	Jared Danek	Extreme Gymnastics	8.600 2T	8.200 5	8.500 2T	11.500 2T	9.300 1	8.200 1T	54.300 1
2	716	Benjamin Bloom	Cal-Star	9.600 1	7.100 10	8.900 1	11.500 3T	7.900 7T	8.200 2T	53.200 2
3	744	Kai Schmidt	Santa Cruz GC	7.800 5	8.900 2	8.400 4	10.700 8	9.100 2	8.000 3T	52.900 3
4	735	Israel Saldana	Gymnastics Unlimited	8.600 3T	8.300 4	7.900 5T	11.700 1	8.200 4T	6.800 5	51.500 4
5	743	Myles Remde	Santa Cruz GC	7.600 7	8.100 6	8.500 3T	10.900 6T	8.000 6	6.500 6	49.600 5
6	741	Grant Heffner	Santa Cruz GC	7.700 6	7.900 7	7.900 6T	10.600 9	8.700 3	5.600 8	48.400 6
7	718	Christian Silbermann	Cal-Star	7.900 4	7.500 8	6.900 10	11.400 4	8.200 5T	6.100 7	48.000 7
8	710	Dominic Carollo	Cal Sports	6.700 10	9.000 1	6.700 11	9.400 11	7.900 8T	8.000 4T	47.700 8
9	709	Dante Carollo	Cal Sports	6.800 9	7.300 9	7.000 9	10.200 10	6.800 10	4.800 10	42.900 9
10	750	Bryce Deniz	Gymnastics Unlimited	6.100 11	5.800 12	5.000 12	8.400 12	6.300 11	5.000 9	36.600 10
11	736	Avis Anderson	Performance Athletic	7.000 8	8.500 3	7.700 7	11.000 5	0.000 12	0.000 11T	34.200 11
12	704	James Kraynik	American Gymnastics	0.000 12	6.300 11	7.300 8	10.900 7T	7.100 9	0.000 12T	31.600 12

San Mateo Gymnastics Boys Invitational

Meet Results







Jan 12-13, 2013

Page: 1
Printed: 1/12/2013 5:17:36 PM

Men / 8 / 11-12

Session: 3

Judge's Signatures

Rank	Num	Name	Gym							AA
1	813	Dylan Young	Gym.Olympica USA	12.100 1	12.000 1	10.900 4	10.200 8	11.500 2T	10.200 4	66.900 1
2	802	Branden Alberto	Cal Sports	11.700 3	11.000 2	10.800 5	11.300 3T	11.300 4	9.400 7	65.500 2
3	809	Preston Worth	Cal Sports	11.600 4T	10.500 4	10.100 10	10.100 9	11.500 3T	9.900 5	63.700 3
4T	805	Ryan Danis	Cal Sports	10.500 10T	9.500 7	9.600 11	11.700 1	11.700 1	9.000 10	62.000 4T
5T	804	Kyle Burriss	Cal Sports	10.900 8T	10.600 3	10.500 7	10.600 7	9.700 9	9.700 6	62.000 5T
6	801	Kyle Abe	Cal Sports	10.400 12	10.400 5	10.600 6	11.600 2	10.000 8	8.700 11	61.700 6
7	818	Powell Galt	Head Over Heels	10.500 11T	8.500 10	10.200 9	10.800 6	9.600 10T	10.900 1	60.500 7
8	812	Brandon Polak	Gym.Olympica USA	11.600 5T	7.200 11	8.800 12	11.300 4T	10.100 7	10.300 3	59.300 8
9	807	Everett Glynn	Cal Sports	11.200 6	5.000 13	11.400 2	10.900 5	11.100 5T	9.200 9	58.800 9
10	817	Gabriel Friet	Head Over Heels	12.000 2	8.800 8T	10.300 8	9.300 12	7.900 13	7.700 12	56.000 10
11	810	Sebastian Abedi	Extreme Gymnastics	10.900 9T	8.800 9T	8.000 13	9.900 10	9.000 12	9.300 8	55.900 11
12	814	Lucas Aurelio	Head Over Heels	11.100 7	6.800 12	11.200 3	9.700 11	11.100 6T	3.900 13	53.800 12
13	820	Corey Zhou	Head Over Heels	0.000 13	9.600 6	11.500 1	0.000 13	9.600 11T	10.600 2	41.300 13

San Mateo Gymnastics Boys Invitational

Meet Results







Jan 12-13, 2013

Page: 1
Printed: 1/12/2013 5:17:53 PM

Men / 8 / 13+

Session: 3

Judge's Signatures

Rank	Num	Name	Gym							AA
1	815	Nicolas Deras	Head Over Heels	11.600 1	9.400 1	10.600 1	10.500 1	10.600 1	10.100 1	62.800 1
2	811	Thomas Kuklenski	Gym.Olympica USA	11.500 2	8.000 3	9.500 3T	9.800 4T	10.000 3	9.000 3	57.800 2
3	803	Nikola Batinic	Cal Sports	10.100 4	9.200 2	9.500 4T	9.800 5T	9.800 4	8.500 4	56.900 3
4	821	Aris Zavitsanos	Rising Star GTC	9.000 5	7.400 4	9.800 2	10.400 2	9.100 5	9.100 2	54.800 4
5	816	Siavash Erami	Head Over Heels	11.000 3	5.500 5	9.300 5	10.300 3	10.300 2	0.000 5	46.400 5

San Mateo Gymnastics Boys Invitational

Meet Results







Jan 12-13, 2013

Page: 1
Printed: 1/12/2013 9:03:16 PM

Men / 9 / 13-14

Session: 4

Judge's Signatures

Rank	Num	Name	Gym							AA
1	911	Brandon Wong	Clovis Academy	12.900 2	12.600 5	12.100 3T	12.500 2	13.200 1T	11.800 1	75.100 1
2T	902	William Pearce	American Gymnastics	12.500 4T	13.500 1	10.700 17	10.600 19T	13.000 4	10.900 10T	71.200 2T
3T	928	Thomas Lee	San Mateo Gymnastics	12.400 7T	12.100 8	12.100 4T	11.400 8T	11.800 14T	11.400 4T	71.200 3T
4	937	Eric Vincent	Stanford Boys	12.300 9T	12.800 3	11.800 5T	10.300 24	12.500 8T	11.400 5T	71.100 4
5	913	Ryan McVay	Extreme Gymnastics	12.700 3	12.500 6	12.700 1	10.400 22T	11.700 16T	10.900 11T	70.900 5
6	907	Nikolas Mamola	Cal Sports	11.300 22	12.000 9T	11.800 6T	11.500 6T	11.900 11T	11.500 2T	70.000 6
7	933	Corey Camp	Stanford Boys	12.500 5T	12.000 10T	10.500 20	11.600 5	12.600 6T	10.700 13	69.900 7
8	922	Ethan Johnson	Head Over Heels	11.500 18T	10.600 18T	11.400 8	12.100 3	13.100 3	10.600 14T	69.300 8
9	923	Tiras Perry	Head Over Heels	13.400 1	10.100 21	9.600 27T	13.300 1	11.500 18	11.300 6	69.200 9
10	908	Alejandro Suarez	Cal Sports	12.000 15	12.900 2	12.600 2	11.300 11T	9.500 29	10.500 16	68.800 10
11	915	Benjamin Allins	Gym.Olympica USA	12.300 10T	10.000 22	11.700 7	10.900 15	11.700 17T	11.500 3T	68.100 11
12T	934	Martin Harrington	Stanford Boys	11.400 20T	12.700 4	9.900 25	10.000 28	12.600 7T	11.000 8T	67.600 12T
13T	914	Nicholas Rucker	Extreme Gymnastics	12.100 12T	12.200 7	10.600 18T	11.100 13	11.300 20	10.300 19	67.600 13T
14	903	Joshua Rauchwerger	American Gymnastics	12.300 11T	9.700 24	11.200 9T	11.500 7T	11.800 15T	11.000 9T	67.500 14
15	920	Austin Cross	Head Over Heels	12.500 6T	11.200 14T	10.900 14T	11.000 14	11.900 12T	9.900 23T	67.400 15
16	936	Nathan Silverman	Stanford Boys	12.100 13T	11.600 12T	10.300 21	11.400 9T	9.600 28	10.400 17T	65.400 16
17	938	Chandler Gozashti	Unattached	9.800 29	11.200 15T	9.400 29T	10.800 16T	12.800 5	10.800 12	64.800 17
18T	916	Tyler Struck	Gym.Olympica USA	11.500 19T	8.400 31	11.200 10T	11.400 10T	12.500 9T	9.200 25	64.200 18T
19T	935	Gunnar Jongbloed	Stanford Boys	12.100 14T	9.800 23	10.900 15T	10.800 17T	10.000 24T	10.600 15T	64.200 19T
20T	901	William Bogdan	American Gymnastics	11.800 16	9.000 29	11.100 12	11.800 4	10.600 22	9.900 24T	64.200 20T
21	925	Jayden Nettesheim	Rising Star GTC	11.600 17	11.600 13T	9.800 26	9.900 29	10.500 23	10.400 18T	63.800 21
22	932	Will Ryan	Santa Cruz Sports C	12.400 8T	10.700 17	8.900 31	11.300 12T	9.700 27	10.200 20	63.200 22
23	941	Leland Shimizu	Unattached	10.200 27	9.400 25T	11.000 13	10.400 23T	12.000 10	10.000 21T	63.000 23
24	930	Nicholas Wong	San Mateo Gymnastics	10.900 25	10.400 20	10.200 22T	10.800 18T	11.900 13T	8.200 27T	62.400 24

San Mateo Gymnastics Boys Invitational







Meet Results

Jan 12-13, 2013

Page: 2
Printed: 1/12/2013 9:03:16 PM

Men / 9 / 13-14

Session: 4

Rank	Num	Name	Gym							AA
25	940	Cory Nguyen	Unattached	11.400 21T	9.400 26T	10.200 23T	10.600 20T	11.400 19	9.000 26	62.000 25
26	906	Ronaldo Lopez	Cal Sports	10.400 26	8.700 30	10.100 24	10.500 21	10.000 25T	10.000 22T	59.700 26
27	929	Colton Palmer	San Mateo Gymnastics	11.200 23	7.400 32	9.400 30T	10.100 27	9.900 26	8.200 28T	56.200 27
28	912	Rishi Puri	Demaray's	9.900 28	9.100 28	9.600 28T	10.200 25T	8.700 30	6.600 30	54.100 28
29	921	Kyle Ireland-Tran	Head Over Heels	0.000 30T	10.600 19T	11.200 11T	0.000 30T	13.200 2T	11.100 7	46.100 29
30	904	Aidan Warren	American Gymnastics	11.100 24	11.200 16T	10.600 19T	10.200 26T	0.000 31T	0.000 31T	43.100 30
31	927	Maasia Jones	San Mateo Gymnastics	0.000 31T	9.400 27T	10.800 16	0.000 31T	11.200 21	7.200 29	38.600 31
32	931	Zacary Neuman	Santa Cruz Sports C	0.000 32T	11.900 11	0.000 32	0.000 32T	0.000 32T	0.000 32T	11.900 32

San Mateo Gymnastics Boys Invitational

Meet Results







Jan 12-13, 2013

Page: 1
Printed: 1/12/2013 9:03:24 PM

Men / 9 / 15+

Session: 4

Judge's Signatures

Rank	Num	Name	Gym							AA
1	939	Michael La Rochelle	Unattached	11.000 7	11.700 2	10.600 2	11.600 1	11.900 1	10.400 3T	67.200 1
2	919	Michael Pitcock	Gymnastics Unlimited	12.400 2	12.000 1	11.000 1	11.100 4	9.000 8	10.600 2	66.100 2
3	1002	Kirk Jensen	American Gymnastics	12.500 1	10.500 4	9.600 5	11.000 5	10.900 4T	10.700 1	65.200 3
4	918	Jonathan McMillan	Gymnastics Unlimited	12.100 4	9.700 6	10.200 3	11.400 3	10.900 5T	10.300 5	64.600 4
5	909	William Hayden Sasser	Cal-Star	12.300 3	9.400 7	8.200 8	11.500 2	11.100 3	9.500 6	62.000 5
6	924	Lucas Reed	Pyramid	10.200 8	10.700 3	9.500 6	10.800 6	11.600 2	8.900 7	61.700 6
7	1003	John Kraynik	American Gymnastics	11.700 5	10.100 5	9.200 7	10.700 7	10.700 7	7.600 8	60.000 7
8	910	Jason Wlodaver	Cal-Star	11.100 6	0.000 8	9.900 4	10.600 8	10.900 6T	10.400 4T	52.900 8

San Mateo Gymnastics Boys Invitational

Meet Results







Jan 12-13, 2013

Page: 1
Printed: 1/12/2013 9:03:27 PM

Men / 10 / 15-16

Session: 4

Judge's Signatures

Rank	Num	Name	Gym							AA
1	1020	Gagik Gharibyan	Gym.Olympica USA	13.000 4T	12.000 3	13.500 1	12.700 2	13.300 2	12.100 2	76.600 1
2	1016	Carl Meader	Extreme Gymnastics	14.000 1	13.100 1	13.200 2	12.600 3	11.800 4T	10.300 5T	75.000 2
3	1024	Nicholas Garcia	San Mateo Gymnastics	13.000 5T	12.300 2	12.700 3	13.400 1	11.600 7	11.500 3	74.500 3
4	1025	Harrison Plate	San Mateo Gymnastics	13.800 2	11.400 4	10.800 8	11.800 5	13.500 1	11.400 4	72.700 4
5	1005	Max Glynn	Cal Sports	13.600 3	10.700 8	11.500 5	11.700 6T	11.800 5T	10.300 6T	69.600 5
6	1015	Damian Becker	Extreme Gymnastics	12.500 7	11.300 5	11.700 4	11.500 9	10.000 9	9.800 7	66.800 6
7	1007	Elliott Herman	Cal Sports	11.400 8	11.000 6	9.200 9	11.600 8	12.200 3	9.700 8	65.100 7
8	1006	Jannik Haas	Cal Sports	0.000 9T	8.800 10	10.900 7	12.000 4	11.700 6	12.500 1	55.900 8
9	1028	Matthew Wittwer	San Mateo Gymnastics	12.800 6	10.900 7	11.100 6	11.700 7T	0.000 10	0.000 9T	46.500 9
10	1017	Brennen Nelson	Extreme Gymnastics	0.000 10T	10.000 9	8.800 10	0.000 10	10.800 8	0.000 10T	29.600 10

San Mateo Gymnastics Boys Invitational

Meet Results







Jan 12-13, 2013

Page: 1
Printed: 1/12/2013 9:03:29 PM

Men / 10 / 17-18

Session: 4

Judge's Signatures

Rank	Num	Name	Gym							AA
1	1032	Drew Willoughby	Stanford Boys	13.600 1	14.300 1	13.900 1T	11.200 11T	13.300 2	13.900 1	80.200 1
2	1004	Michael Rauchwerger	American Gymnastics	12.800 4	13.800 2	13.400 3	13.600 2	13.000 4	12.600 3T	79.200 2
3	1030	Andrew Botto	Stanford Boys	12.400 7	12.400 6	13.900 2T	14.500 1	12.400 6T	11.400 7	77.000 3
4	1033	Yordan Aleksandrov	Unattached	11.600 10T	11.900 10	13.200 4	13.200 3	13.200 3	12.900 2	76.000 4
5	1018	Justin Rowen	Extreme Gymnastics	13.100 2	12.000 7T	12.500 7	12.800 5	12.300 8	12.000 6	74.700 5
6	1027	Nathaniel Ramil	San Mateo Gymnastics	10.500 12	13.500 3	12.700 6	12.900 4	12.100 9	12.200 5	73.900 6
7	1031	Michael Diliberto	Stanford Boys	12.600 6	11.200 11	12.800 5	12.100 8	12.400 7T	12.600 4T	73.700 7
8	1022	Jonathan Bobrovitch	Head Over Heels	12.700 5	13.100 4	11.200 8	12.200 7	11.800 10	10.000 11	71.000 8
9	1011	Andreas Silbermann	Cal-Star	11.600 11T	12.000 8T	11.000 9	12.400 6	12.500 5	11.000 8T	70.500 9
10	1014	Max Bennett	Demaray's	12.900 3	8.600 14	10.500 11	11.500 10	11.600 11	11.000 9T	66.100 10
11	1008	Elijah Joves	Cal Sports	11.700 9	8.900 12T	10.800 10	11.800 9	10.700 14	10.900 10	64.800 11
12	1023	Nathan Collado	San Mateo Gymnastics	11.900 8	8.900 13T	8.600 13	11.200 12T	10.900 13	9.500 12	61.000 12
13	1019	Wyatt Zmrzel	Extreme Gymnastics	0.000 13T	8.100 15	9.500 12	0.000 13T	11.100 12	8.800 13	37.500 13
14	1029	Nathan Tsuji	Santa Cruz Sports C	0.000 14T	12.600 5	0.000 14T	0.000 14T	13.400 1	0.000 14T	26.000 14
15	1001	Jesse Amital	American Gymnastics	0.000 15T	12.000 9T	0.000 15T	0.000 15T	0.000 15	0.000 15T	12.000 15

2013 SMGi Technical Sequences







Meet Results

Jan 11, 2013

Page: 1
Printed: 1/11/2013 9:27 PM

Men / 9 / 13-14
Session: 1

Judge's Signatures

Rank	Num	Name	Gym							AA
1	928	Thomas Lee	San Mateo Gymnastics	6.900 4T	7.900 2	7.700 1	8.500 6	6.700 2	6.500 2	44.200 1
2	938	Chandler Gozashti	Unattached	7.700 2	7.100 6	6.700 3	8.600 3T	6.900 1	6.400 3	43.400 2
3	941	Leland Shimizu	Unattached	6.900 5T	7.400 3T	6.400 5	8.100 7	6.600 3	5.900 4	41.300 3
4T	932	Will Ryan	Santa Cruz Sports C	6.200 6	7.000 7	6.900 2	9.300 1	5.800 6	4.800 6	40.000 4T
5T	925	Jayden Nettesheim	Rising Star GTC	6.000 7	7.400 4T	6.100 8	8.600 4T	6.500 4	5.400 5	40.000 5T
6	911	Brandon Wong	Clovis Academy	7.400 3	5.700 9	6.200 7	7.100 10	6.400 5	6.700 1	39.500 6
7	902	William Pearce	American Gymnastics	5.600 8	8.000 1	5.500 10	7.800 9	5.400 7	0.000 7T	32.300 7
8	903	Joshua Rauchwerger	American Gymnastics	8.500 1	0.000 11	6.500 4	9.200 2	4.000 8	0.000 8T	28.200 8
9	930	Nicholas Wong	San Mateo Gymnastics	0.000 9T	7.300 5	6.000 9	8.600 5T	0.000 9T	0.000 9T	21.900 9
10	926	Christopher Barte	San Mateo Gymnastics	0.000 10T	5.300 10	0.000 11	8.000 8	0.000 10T	0.000 10T	13.300 10
11	927	Maasia Jones	San Mateo Gymnastics	0.000 11T	5.800 8	6.300 6	0.000 11	0.000 11T	0.000 11T	12.100 11

2013 SMGi Technical Sequences

Meet Results







Jan 11, 2013

Page: 1
Printed: 1/11/2013 9:27 PM

Men / 10 / 15-16

Session: 1

Judge's Signatures

Rank	Num	Name	Gym							AA
1	1024	Nicholas Garcia	San Mateo Gymnastics	7.800 1	5.600 1	6.600 1	8.400 1	6.100 2	0.000 2T	34.500 1
2	1025	Harrison Plate	San Mateo Gymnastics	0.000 3	5.200 2	6.100 2	0.000 2T	6.500 1	6.100 1	23.900 2
3	1028	Matthew Wittwer	San Mateo Gymnastics	6.600 2	4.400 3	0.000 3	0.000 3T	0.000 3	0.000 3T	11.000 3

2013 SMGi Technical Sequences

Meet Results







Jan 11, 2013

Page: 1
Printed: 1/11/2013 9:28 PM

Men / 10 / 17-18

Session: 1

Judge's Signatures

Rank	Num	Name	Gym							AA
1	1004	Michael Rauchwerger	American Gymnastics	8.000 1	5.200 3	7.000 2	7.900 1	7.300 2	5.400 3	40.800 1
2	1033	Yordan Aleksandrov	Unattached	7.700 2	6.600 1	7.100 1	0.000 2T	8.300 1	7.800 1	37.500 2
3	1027	Nathaniel Ramil	San Mateo Gymnastics	0.000 3	5.800 2	6.600 3	0.000 3T	6.800 3	6.900 2	26.100 3